

The equality and diversity perspectives in Bulgaria

Minorities in Bulgaria

Table of contents

01

Definition of
"minority"

02

Bulgaria's
situation

03

Statistics

04

The Roma
ethnic group in
Bulgaria

05

The profession
of "educational
mediator"

06

Resources

01

Definition of “minority”

Minority

Minorities are groups of citizens of the state that are smaller in number than the rest of the population, are not in a dominant position and have ethnic, religious or linguistic characteristics that distinguish them from the rest and show a sense of solidarity aimed at preserving their culture, traditions, religion, or language.

Types of minorities

- **Racial and ethnic minorities**
- National minorities
- Involuntary minorities
- Voluntary minorities
- Gender and sexuality minorities
- Disabled people
- Religious minorities
- Women as a disadvantaged group





02


Bulgaria's situation

Ethnic Bulgarians, along with Turks, Gypsies, Albanians, Jews, Armenians, etc. form the Bulgarian nation. In addition, Russians, Slovaks, Greeks, Vlachs, Vlachs, Karakachans, Tatars, Gagauz, Circassians, etc. live in the country, and their number varies from tens of thousands to several hundred people. According to the laws, they all have rights and opportunities to reproduce their originality

Bulgaria's situation

The National Statistical Institute (NSI) of Bulgaria has published data on the ethnic composition of the population in our country according to the last census.

- 5,118,494 people identified themselves as Bulgarians
- The Turkish ethnic group - it numbers 508,373 people
- The Roma are third in number in our country - 266,720



4.4%
of the total population is
The Roma
ethnic group

100,00%

75,00%

50,00%

25,00%

0,00%

84,80% 84,60%

Bulgarians

8,80% 8,40%

Turkish

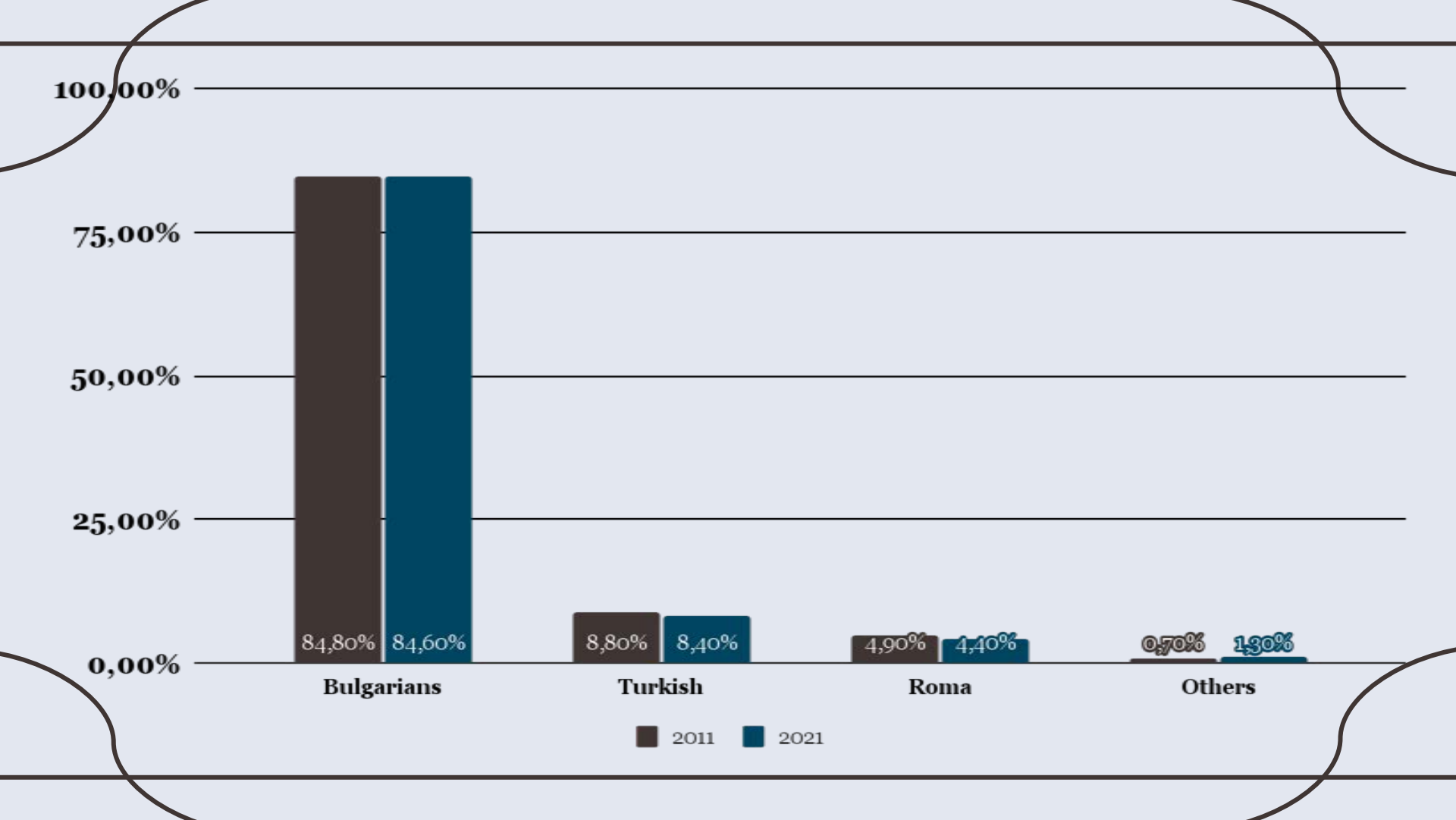
4,90% 4,40%

Roma

0,70% 1,30%

Others


■ 2011 ■ 2021






03

Statistics





Population by religion

71.5% **Christian** 4 219 270

0.1% **Others** 6 451

10.8% **Muslim** 638 708

5.2% **Does not have** 305 102

0.02% **Jewish** 1 736


4.4% **Cannot identify** 259 235

8.0% **Does not want to say** 472 606

Към 7.09.2021 г.

*В представянето на структурата на населението по вероизповедание и изчисляването на относителните дялове на съответните категории не са включени лицата, добавени от административни източници, за които липсва информация в използваните при преброяването регистри.








Compared to 2011, a positive trend of increasing the absolute number and the relative share of persons with completed higher and secondary education is observed in all three main ethnic groups.



Unemployment is
highest among the self-
identified Roma ethnic
group





04

The Roma ethnic group in Bulgaria

The most
vulnerable
group

The representatives...

Continue

to have no or low
education

As a result,

opportunities for
employment and
income are
severely limited

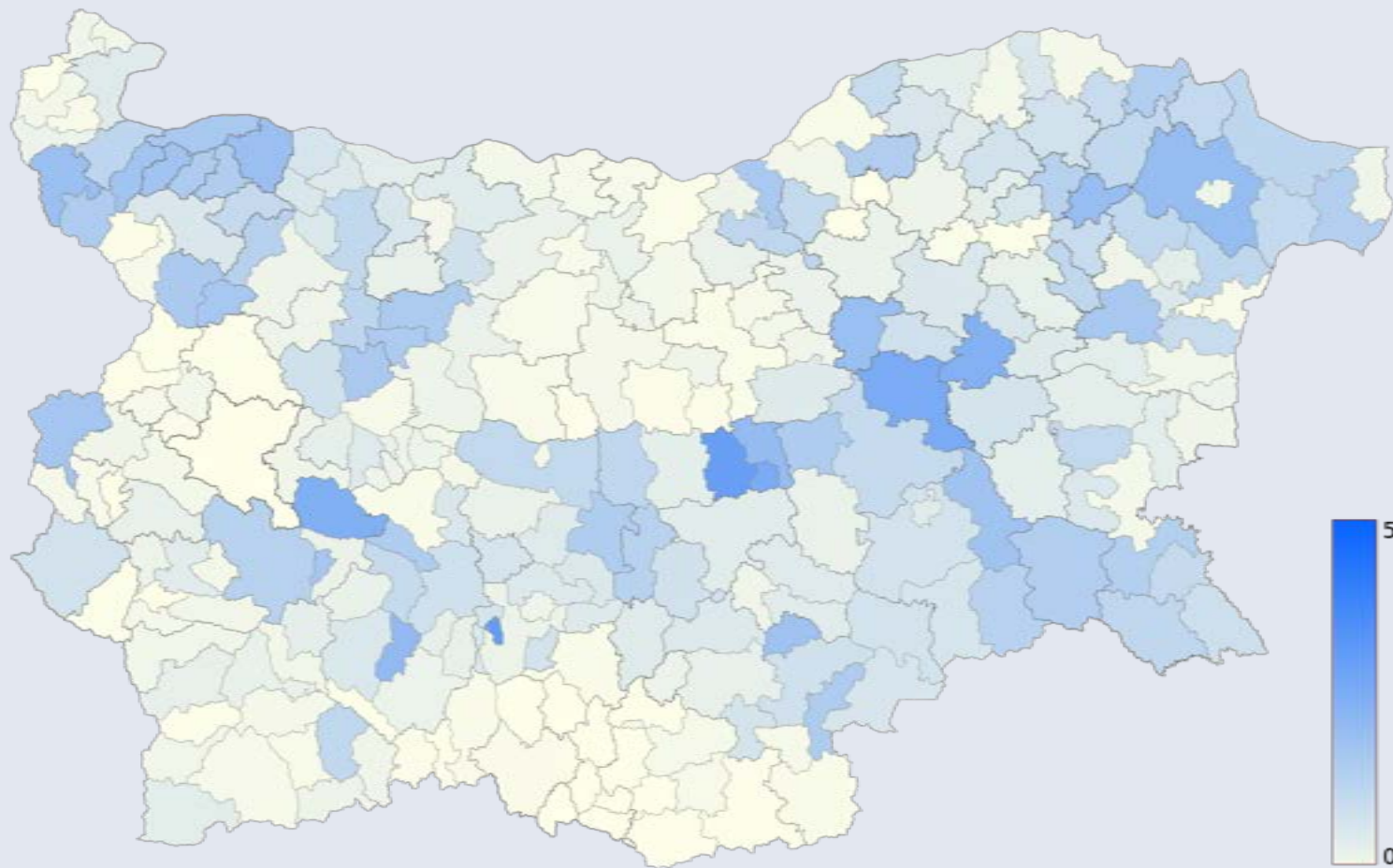
01 ——— 02 ——— 03 ——— 04

Continue


to live in the poorer
areas and small
settlements

A positive aspect is

that the share of
people of working
age dominates

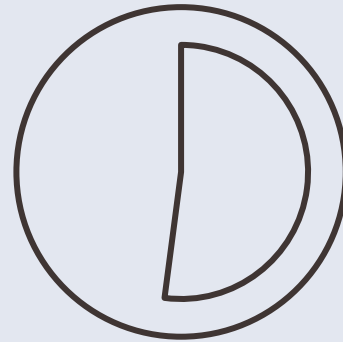


Socio-demographic profile of the Roma community



48%


Men



52%

Women

Age structure




Higher weight

of the young
generations and
children

66%

total share of Roma of
working age



Lower weight

of the generations
over 65 years old

62%

total share of the
entire population



74%

stop at primary education



100%

75%

50%

25%

0%

**Employed as skilled
workers**

**Have their own
business**

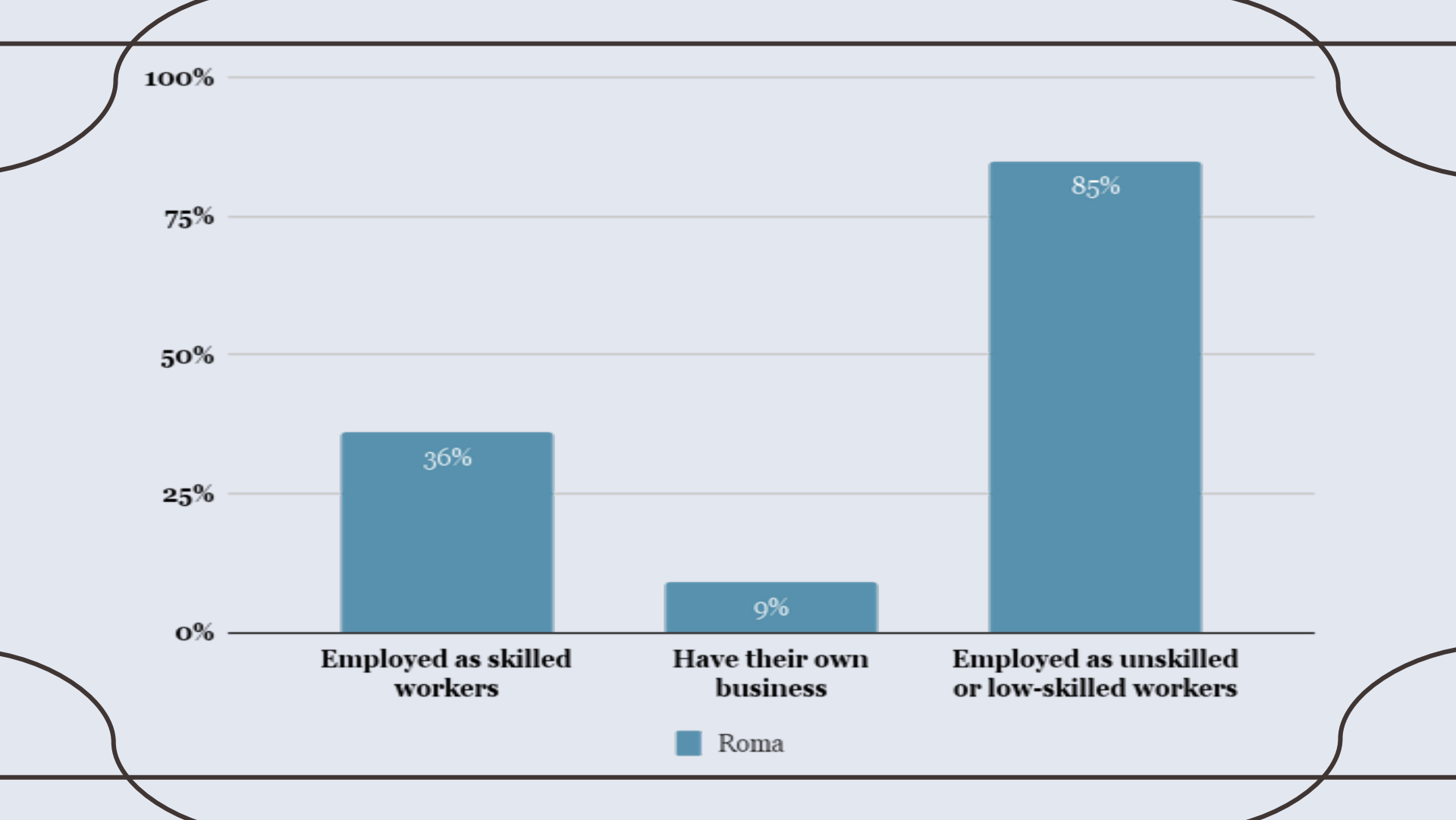
**Employed as unskilled
or low-skilled workers**

36%

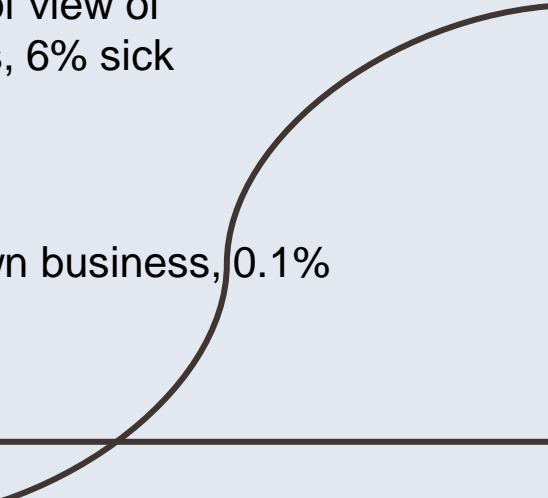
9%

85%

■ Roma



School segregation of Roma is still widespread in Bulgaria. The educational status of the Roma is significantly lower than that of both the Bulgarian majority and the other large minority - the Turks.

-
- 75% of the Roma community work under legitimate conditions with a signed contract with an employer
 - The share of employees is extremely low – 27% on a full-time employment contract and 8% on a part-time contract
 - Every second is in a vulnerable situation from the point of view of employment: 27% unemployed, 12% old age pensioners, 6% sick pensioners, 10% housewives
 - 1.8% of the Roma ethnic group develop some kind of own business, 0.1% define themselves as agricultural producers
- 
-

BGN

1,266

total income per
household per month
(Roma)

<

BGN

1,343

total income per
household per month
(nationally)

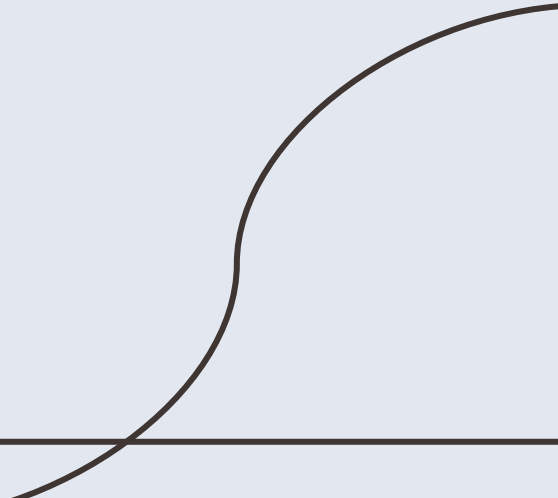
The research shows that a significant share of households have 1 (53%) or 2 (32%) sources of income, with a significant part of them being wages from unregulated work (33%), pensions (30%), monthly allowances for parents (28%).

Housing



They are different...

According to Eurobarometer data from 2019:

- discrimination against Roma (38%) and gender discrimination (35%) are the most widespread in Bulgaria
 - 30% of Bulgarians say that they will not feel comfortable if their child someday has a relationship with a person of Roma origin
 - 39% of Bulgarians say that no or ineffective efforts are made in Bulgaria to combat discrimination
- 

in

92%

of cases, Roma people are the
main target of racism

Anti-Roma attitude



Unemployment
, poverty and
criminal
activities



Low level of
education/lack
of education



Roma people
as “others”
and “different”



05


The profession of
"educational mediator"

In order to overcome
absenteeism in Bulgaria,
in 2017 the profession
"Educational Mediator"
was introduced

The educational mediator is an intermediary between families, local communities, students and the school, who assists in the coverage and quality of school education of the students in the school.

An educational mediator works in the field of children's education, helping children stay connected to learning, return to classrooms, stay in class, and stay behind in the material.

They focus on the relationship between the school and families, as well as on raising awareness among the Roma community on issues related to school



over

1,000

educational mediators

in

Bulgaria



06

Resources

Resources

- “Minority group”, Wikipedia, Wikipedia, www.en.wikipedia.org
 - “minority groups”, Britannica Kids, BKids, www.kids.britannica.com
 - “Етнически малцинства”, Български хелзинкски комитет, www.bghelsinki.org
 - “Нови данни от Преброяване 2021: Българите са 84.6%”, Euronews България, www.euronewsbulgaria.com
 - Data from NSI /National Statistical Institute/ for the census of the population of Bulgaria in 2021 - ethno-cultural characteristics;
 - Alpha Research Report 2022 - Financial needs of vulnerable communities in Bulgaria;
 - Analysis of the Trust for a Social Alternative /TSA/, (NE)Visible socio-economic barriers to access to compulsory schooling: legislation, policies and practices, May 2022;
 - TSA and Alpha Research report, "Urban Sustainable", 2022;
 - Study by the Open Society Institute (2016)
-

Thank you for your attention!

CREDITS: This presentation template was created
by **Slidesgo**, including icons by **Flaticon**,
infographics & images by **Freepik**
